



# **The Marque**

**"All the news that's fit to soak up oil"**

## **The Marque – January 2025**



**Valley Vineyards - Last time for 2024 – the tables are all put away, but a new beginning is around the corner...**

### **January Events:**

- **4 – 2025 Planning Meeting**
- **8 – MVT Monthly Meeting**
- **18 - Nothing**

### **In This Marque**

- **No mistletoe this month either**
- **Let's start planning!**
- **Gimme the beat boys...**

### **Don Bigler**



#### **Don and their Morgan +4**

Don Bigler passed from this world last month. Don had been having health challenges for the last year or so, but even so his passing was a shock since his health had been improving. This Marque editor is not the best writer of eulogies, but Scott Stout emailed his eulogy to the club which I would like to reprint here:

*"Don was a marvelous person full of life and a wealth of information. He rode along with me to Indianapolis to get a TR3 motor rebuilt. He talked my ears off for 3 hours driving there and back. It was wonderful! He taught me about metallurgy and hardness, how to cut threads, and how things were made. We talked about fuels, octane and flame spread. It was an afternoon of joy."*

*I will never forget him. It's such a bitch to get old and lose the people that mean so much. God's Speed Don Bigler.*

*And then there's lovely Lois.....*

*The loss must be unbearable. They were a team, always together and doing the most interesting things. They were a model of the life I tried to share with Beverly. The two of them stepped forward and lovingly welcomed me when I joined the SCCA. They really got me involved. And then came the Miami Valley Triumph Club. They pulled me in there too. I could go on and on. The dinners at Mid-Ohio, The Mini Cooper toy they gave us when we had the first series II Mini in Dayton, and of course, all the dinners and special events that Lois put together so well.*

*This is a turning point for me. I need to stop and reconsider what I feel is important in life. A big part is now behind me. Today, I feel a little more alone."*

Thank you, Scott, for the kind words and putting down what we are feeling. No set plans for remembrances/services yet – these are TBD and we will share as soon as we know.

## Obligatory Disclaimer

"The Marque" is the official publication of the Miami Valley Triumphs Car Club, P. O. Box 144, Bellbrook, OH 45305. Views stated in the "Marque" are not necessarily those of the officers or members of the club.

Technical data is provided for information only and no liability is assumed for suitability, applicability, reliability, or safety. We also don't vouch for spelling or grammar – the editor is an engineer...

In addition, the technical advice given within is the opinion of the writer(s) and should not be construed as professional advice nor relied upon. They are not official advice of Miami Valley Triumphs, MVT officers, or MVT members. As with all maintenance and repairs the reader should do their homework and get multiple

opinions. If you are not technically handy, please seek help of a qualified technician.

Dates and events are subject to change, so please watch out for club email updates. If you are a member, but are not on the club email list, please let the MVT Webmaster know.

## MVT Club Info

**Miami Valley Triumphs** is a non-profit club founded to preserve and enjoy Triumph and Standard automobiles. You do not have to own a Triumph or Standard to be in the club, just be interested in the preservation of the marque. For more info on joining the club and dues please contact the MVT Membership Chair (contact info below).

**President:** Jeff Barth,  
[jsbarth45383@yahoo.com](mailto:jsbarth45383@yahoo.com)

**Vice President:** Chuck White,  
[triumph.driver@gmail.com](mailto:triumph.driver@gmail.com)

**Secretary:** Stan Seto,  
[stans@fuse.net](mailto:stans@fuse.net)

**Treasurer:** Harry Mague,  
[harrymague@aol.com](mailto:harrymague@aol.com)

**Membership:** Adrienne Meade  
[meadeashay@hotmail.com](mailto:meadeashay@hotmail.com)

**Webmaster:** John Coutant,  
[john.coutant@gmail.com](mailto:john.coutant@gmail.com)

**Events & Newsletter Editor:** Bruce Clough  
[portabezi@hotmail.com](mailto:portabezi@hotmail.com)

**Club Address** – MVT, P.O. Box 144, Bellbrook, OH 45305.

**Club Website:**  
<https://www.miamivalleytriumphs.org/>

We are also on **Facebook** at <https://www.facebook.com/groups/1654893204751113/> - this is a closed group so you will need to request joining.

Please send comments/suggestions to: [miamivalleytriumphs@gmail.com](mailto:miamivalleytriumphs@gmail.com) or to the PO Box.

**Cutoff date** for next month's Marque is the 25th of the month or when the editor screams...

## Public Service Announcement



## MVT Monthly Meeting



MVT Monthly Meetings are held on the first Wednesday of each month at **Archers Tavern Kettering**, 2030 E Dorothy Ln, Kettering, OH 45420, (937) 291-1015.

We are in the meeting room off the bar at the front of the tavern. We have dinner and socializing at 6:30PM and the president usually ruins our fun by starting a meeting at 7:30PM.

<http://archerstavern.com/archerstavern/>

## National Affiliations:



### Vintage Triumph Register

**MVT** is proudly a Chapter of the Vintage Triumph Register, the link to their comprehensive website is: <http://vintagetriumphregister.org/> .

The Vintage Triumph Register (VTR) is a North American Triumph car club of nearly 3000 Triumph owners and enthusiasts supporting and showcasing all models of Triumphs. Their award-winning VTR web site has been assembled through the co-operative efforts of many VTR members and make the VTR site a current and accurate resource for Triumph enthusiasts worldwide. VTR publishes a bi-monthly magazine, The Vintage Triumph, which is filled with valuable historical and technical articles and industry news. In addition to the magazine, membership in VTR also includes:

- Access to VTR's staff of volunteer vehicle consultants
- Various VTR Triumph car club regalia
- Low-cost collector car liability insurance to members at costs far below regular insurance rates



- An annual convention, hosted each year by one of VTR's many local chapters.

If you are interested in becoming a member (you don't have to own a Triumph to join), please head to this website for complete information:

<https://vintage triumph register.org/whatisvtr/>

## Triumph Register of America



MVT is a Center of the Triumph Register of America, website: <http://triumphregister.com/>.

TRA was established to aid TR2, 3, 3A, 3B, 4, and 4A owners in the preservation, maintenance and enjoyment of their classic sports cars and is focused on growing local groups of TR2, 3, 3A, 3B, 4, and 4A owners. We believe that local used parts supply networks and local activities such as technical workshops or rallies provide the binding glue for our national organization. TRA is firmly a grassroots organization, which offers many advantages and services for individual members, groups, and local centers.

## Other Clubs

In addition to VTR and TRA, MVT members are also part of other model-specific clubs such as:

- 6-Pack (TR6/TR-250) <http://www.6-pack.org/j15/>
- Triumph Wedge Owners Association for TR7 and TR8 owners: <https://triumphwedgeowners.org/>.

We actively participate in activities of these clubs and their endeavors to preserve the marque.

# Officer's Reports

## President's Report



## Thus Begineth 2025

*Jeff Barth*

Happy New Year 2025! Wow it seems odd to say that. I heard a reminder the other day on the radio of it being the 25th anniversary of how we were worried about Y2K and how our electronic devices and system would handle the change to the year 2000. It made me think of all the things that have happened since then and the changes we have seen as well. One big change for me was that I finally purchased a Triumph Spitfire that I fell in love with when I was still in school. I also found a group of like-minded people who loved all Triumphs just as much and welcomed me into their group. Thank you, Miami Valley Triumphs.

With the start of a new year, we have several regular items to take care of, such as the review and approval of the budget, election of officer positions open this year, initial planning of events for 2025 and nominations for club awards. Your input in all of these items is crucial and needed, please plan to provide your needed input.

Later in the Marque you will see a proposed budget for the club that we will need to review, discuss and approve for 2025. This will be done during our January meeting held at Archer's Tavern on Jan 8th, since the first Wednesday fell on Jan 1st.

In addition, we will be taking nominations for officer positions open this year. These positions will be for Vice-President, Membership Chair and Events Coordinator (titles may not be completely correct). Nominations are open and at the current time we have the following nominations:

- Vice-President – Jackson Galloway
- Membership Chair – Adrienne Meade
- Events Coordinator – Bruce Clough

We also will be taking nominations for the club awards during the same time period and there will be an article later in the Marque describing each award and current nominations. If you have anyone you would like to nominate, please provide a brief description for who you are nominating why you are want to nominate them for the particular award.

As mentioned earlier, there will also be a meeting to do initial planning for events throughout 2025. This is a great time to put your name down for a club drive down some of your favorite roads in your neighborhood. Don't keep them to yourselves, share them and your favorite stops to shop or eat with the club. Maybe a tech session even for that pesky problem that you need help with, or to share knowledge with others who have a similar issue as well.

*Here we start the year  
And together we get through  
Friendship, knowledge, share*

## Secretary's Report/Last Month's MVT Meeting Minutes

*Respectfully submittes - Stan Seto*

### Call to Order:

After Dinner was completed, about 7:20 PM

### Attendees

26

### Agenda

Changes and Additions: No Agenda

## Officer's Reports

President – No Officer Reports requested, but...

Vice President – Glad to be here

Treasurer – Informed me we have \$5790.54 in hand on 01 Nov., and BCD has been settled, and check is in hand (as of about 14 Dec.) and is for more than \$1200, but less than \$1600 so we did well at BCD,'24.

Secretary – November Minutes were in the Marque, but not voted on in this meeting.

Events Chair – January: MVT Calendar planning meeting 4 Jan.

## Standing Committee Reports

No Reports obtained.

## Old Business

Bad News, Don Bigler reported moved to Hospice and was lost to us on 08 December.

## New Business

### Nominations:

#### Club Officers

- Vice President – Jackson Galloway, Nominated by Stan Seto
- Events Chair – Bruce Clough, standing for re-election
- Membership – Adrienne Meade, standing for re-election

#### Club Awards:

- Keep It on the Road - Jeff Barth, nominated by Bruce Clough for driving that dang Spit year-round and everywhere.
- Most Improved - Bruce Clough by Chuck White for the ongoing work on The Mule, Harry Mague by Bruce Clough for his work on Greg's/Jackson's TR6

Press On Regardless - No nominations

Marque of Distinction - Harry Mague by Chuck White for his work incorporating the club.

## Split the Pot Drawing

Not done at this meeting due to Brown Bag Auction, which appeared to go well.

### Adjournment

At or about 7:38 – 7:40 PM

## Vice President's Report



## Avenging Age

*By Chuck White*

When Chris and I bought our TR6 from a widow near Rochester, New York, she informed us that the car had been christened "Mrs. Peel" by her late husband. He was infatuated with Diana Rigg as the character "Mrs. Emma Peel" in the television show "The Avengers". After 52 years, "Mrs. Peel" is beginning to show her age so we decided to entrust her to Jim and Karen Sipos' son, Jason, for a little cancer surgery and a face-and body-lift. Jason assures us we will have her back before the driving season begins in May. With her return, Chris and I will look forward to joining you once again <pause> on the back roads!

*Chuck*

## Treasurer's Report

As of 1 December 2024, the club account had a balance of \$5790.54. For the month of December, the club's income was from the Brown Bag Auction, \$138.00 and \$1800.00 for the final payout of BCD. For the month of December, the club had the following expenses: \$294.97 for the years web hosting, \$120.42 for Christmas Party food and supplies, \$75.00 for rental of the Greene

County FOP Lodge #37. Total expenses for December 2024: \$495.36. As of 1 January 2025, the club's account balance is \$7233.15.



As of note, expense for the year end awards was significantly less than expected because I was able to repurpose several previous awards and the final payout for BCD was larger than expected. Included in the Marque is the proposed 2025 budget which will be presented to the membership at the January meeting and voted on in the February meeting.

*Editor's note – due to the way Word works on formatting, the proposed budget is the last page of this Marque*

I hope everyone had a very Merry Christmas and a Happy New Year and I look forward to another outstanding next year....

Respectfully submitted, *Harry Mague*

## Membership Chair Report

# 56

...and that's a wrap for 2024!

*Adrienne Meade*

## Bruce's Corner



### Somewhere Southeast of Dayton – Promises of a new year...

*Bruce Clough*

I want to remember this, so I'm posting it now:

I'd like to nominate Roger Rutledge for "Press on Regardless" award - this is due for the multiple events that happened driving their TR3B to, at, and from TRA 2024. This culminated with him winning the Rubber Chicken Award at the event. Could not go to a more deserving guy!

There, I knew there was something I was forgetting at the Soiree.

### The Marque

As usual, I'm trying to berate you guys so I get more tech articles. It's not working. However, since I am insane I will keep it up. I know you work on your cars, I know you have thoughts, and I am guessing that you have epic failures that will keep us enthralled on how you got yourselves out of them. Bring them on! 2025 is a new year – make it a resolution that you will write more tech articles. This is a heck of a lot easier than dieting or working out, so it should be easy-peasy!

Marque this month is short since we don't have a lot of content and 2025 planning is on the 4<sup>th</sup>.

### Events Chair Report

Short one this month – come to the planning meeting on the 4<sup>th</sup> and help make it longer!

## MVT Events

### Past

#### December 2024

### 6 – Holiday Soiree

*Bruce Clough*

So first of all, let me start off with thanks:

- Thanks to the team of Alice, Chris, and Patti for putting this together
- Thanks to Ben for arranging the FOP Hall
- Thanks to y'all for the bags
- Thanks to y'all for bringing the food
- ...and thanks for Bob!

A good time was had by all, and if you missed it, you missed it.

Let the pictures tell the story!




**All them little bags in a row – what evil lurks underneath? What mirth could these bring, or what unending embarrassment will be released? Are they even good, or is good a concept these bags have no inkling of? Questions, questions...**





**Speaking of evil, Prez Jeff highlighted the fact he was wearing deodorant that day. Was this before or after we sacrificed the chickens to get the heat working at the FOP Hall?**



**Bruce was in his usual form for the auction, dressed in "Chic Santa Jason" style, and also wearing deodorant. Here he is after being presented with the "Bob and Friend" gift – he is soooo happy to be back together with Bob after six long months of confusion and hurt – reunions are always the best on bringing things to a closure.**



**Mike faking his happiness after receiving a French book in French on being a good chef, or maybe something about fungus and smelly cheese, oops, excuse me, fromage. Adrienne is also happy she didn't get that, although fromage would have been a nice gift...**



**Jackson in rapture after receiving the only useful gift that evening, some sort of wrench to adjust the burner height on B-52 J-57 engines. Harry was in deep envy...**





**Uncle Roger discovering that plenty of creamed herring can fit into a brown bag along with dried crickets and White Castle gift certificates. Okay, honest, we didn't remember what he got, but we do know that he should not have put that hat in the dryer....**



**Rebecca gleefully exhibits Michael's new undies – all gas passed is passed in love – aww, cute kids!**



**John Coutant preparing to lead us in a combined ballet, hula, and Pilates exercise. John knows that keeping active during club auctions is very important to physical and mental health, and that proper gear is essential. We are not sure if it helped, but are checking to see if the hall's security cameras recorded it...**

## **22 – Ugly Sweater Gathering**

We did get together on December 22nd at Caesars Creek Winery, and we did start about 2:30PM, and celebrate we did. Thanks to the MVT'ers that showed up and made it a memorable Sunday afternoon. The weather was cool, but above seasonable and sunny. The winery was actually quite active, with lots of folks enjoying their last operating day for 2024.

Yes, we had ugly sweaters.





The view from the cars – all the tables put away, barrels cleaned, logistics for 2025 going on, sad in some ways, but looking forward in others.



Hail, hail – gang's all here!



Wine and jingle – what could be better?



Winner, winner, chicken dinner!



Santa a made a visit...



One last look from the covered porch where we spent so many good MVT times in 2024, the vines are tucked away for the winter, the bird houses taken down.



One last drive out the driveway for 2024, sun low on the horizon glinting off the bare trees. Hey, it's late December, what do you expect? Asked about reopening, but they didn't have a set date – "expect early April" was what we heard.

## Future

January 2025

### 4 – MVT 2025 Events Calendar Planning Meeting



4PM at the fantabulous Bellbrook Brewing Company, Bellbrook. There is beer, we might talk events, okay, we will talk events. We need to set up a strawman schedule for 2025, so bring your ideas, brain farts, noxious notions, whatever. We'll go for an hour or so until we run out of silly ideas and volunteering folks that are not there to run events.

## 8 – MVT Monthly Meeting



Come for food by 6:30PM (it might take some time to get it depending on how busy they are and wait staff available), meeting starts at 7:30PM. The meeting will be held at Archers Tavern Kettering, 2030 E Dorothy Ln, Kettering, OH 45420, (937) 291-1015.

February 2025

### 10 - Drive Your Triumph Day

Just got this in from Rye:

*Dear Triumph Enthusiast,*

*Happy Holidays to the Triumph & Standard community around the world,*

*It's three days until Christmas, and it's also only 50 days until Drive Your Triumph Day, February 10th, 2025, for Sir John Black's birthday.*

*I'm amazed at how DYTĐ has grown around the world, and why not? It's a fun event to get out and drive your Triumph with family, friends, and other Triumph owners. Remember, if you live in snow country and your car is in hibernation for the winter, you can still join in with a photo of your Triumph in the garage next to your snow shovel. Or as some have done in the past, they rolled their Triumph out of the garage even in some snow for a quick photo, then back in the garage.*

*Please send a high-resolution JPG file to [DriveYourTriumphDay@gmail.com](mailto:DriveYourTriumphDay@gmail.com). Also please try to email them in the first 10 days. I've received some several weeks to a month later and by then it's too late to add them to the collection.*

*Best Regards,*



Rye Livingston, Activities Chairman  
Triumph Travelers Sports Car Club  
1960 Triumph TR3A  
DriveYourTriumphDay@gmail.com

I will be looking for pictures, but I also have a few stored away from those who sent me them as rainy-day pics.

## April 2025

**Caesars Creek Winery Opening Celebration** – yeah, we do not know exactly when...

## June 2025



### 15-20 – TRA National Meet – Kalamazoo, MI.

Reservations for the 2025 TRA National Meet hotel can be made by calling the front desk to make their reservations. 269-888-4800 option 0 and ask for the Triumph Register group block for 2025.

If you would prefer to make your reservation online please follow the link below for our group block. You just need to click on the "View Prices" tab at the top of the page then select the dates of your visit and your rate (\$139 per night) should come up.

<https://www.holidayinn.com/redirect?path=hd&brandCode=HI&localeCode=en&regionCode=1&hotelCode=AZOSS&PMID=99801505&GPC=TRA&cn=no&viewfullsite=true>

If you would like extra time to explore the area before or after the National Meet, rooms at the same rate are available starting Sunday June 15th thru Sunday June 22.

Address: Holiday Inn & Suites, 1247 Westgate Drive. Kalamazoo, MI 49009

## July 2025



**15-18 - VTR National Convention.** La Crosse, WI. Facebook link:

<https://www.facebook.com/profile.php?id=61564869557762>

Website:

<https://www.mntriumphs.org/vtr2025/>

From the organizers: "The Minnesota Triumphs Sports Car Club is excited to be your host for the 2025 North American Triumph Challenge! We had a terrific event hosting VTR in 2018, so we're heading back to the same great location and host, with even more fun to fill your week."

## September 2025



**19-21 - Stowe British Invasion** - The British Invasion is a British lifestyle event that started "over a pint of ale" in Stowe, Vermont, in 1990. It is a three-day event that includes "all things British", with primary focus on classic British motorcars. Beautiful Stowe, Vermont, hosts this dazzling collection of classic British Motorcars

every year in September. The British Invasion is the largest all British motorcar show in the United States annually attracting over 600 British motorcars from the US and Canada.

## Tech Tip of the Month



## Technical Talk

*Edited by Bruce Clough*

### Intro

*Bruce Clough*

Again, nobody sent me any articles, so you get to read about, wait, me. Yes, me and the silly things I do to cars. Oh, and Dr. Froot, there is that! Enjoy...

### Sounds Good to Me!

*Bruce Clough*

Last month I put in this picture as a mystery teaser:



**Sup?**

The goal was to create some buzz as to what's going on.

It didn't work. Never mind, I'm used to it.

### Background

So, let's go back to the beginning. Okay, maybe not that far back – I've always been a music-in-the-car-guy, go ask Alice. As such, I've always had some sort of audio system in the car – from 8-track tapes to Pandora.

For convertibles I tend to put cheap stuff in, not so it won't get stolen, but so folks will not try to steal it – I don't want damage to the car – audio systems are a lot cheaper than replacing a convertible top.

The Mule came with a non-functional aftermarket cassette unit and a couple of Polk 6.5" coaxial door speakers that they had to cut out the door for (came with 4.5" originally). These speakers are very good speakers, and seemed functional. I put in a Boss Double-DIN receiver unit I got on Amazon for \$40 – no CD, but Bluetooth and USB media along with FM Radio. I had to cut the console to fit it, but I was planning on relocating switches and adding USB power ports anyway. Since the interior parts are not original to this '80 model car (coming from a '77 FHC) I didn't feel guilty at all.



**Boss Receiver installed in 2020**

The Boss had a few drawbacks:

- No separate audio out jacks for attaching external amps.
- Bluetooth switched with power being present at the unit, not with it actually being switched on using the button on the front.
- USB playback was sometimes wonky, with songs skipping, or even stopping.
- Controls were non-intuitive and sometimes hard to operate – you had to stare at the unit to figure things out – not great while driving.
- Bass is not earth-shaking.

What do you want for \$40? <lol>

## The Fix

So, I decided between the 2024 and 2025 driving seasons to upgrade the audio system a bit.

First thing I wanted to do was to make sure I was externally switching on the power to the receiver to negate the “always on” Bluetooth issues. I like Bluetooth, but not if it is on all the time the car’s battery is attached.

*But wait, you’re saying, just use the accessory wire silly!*

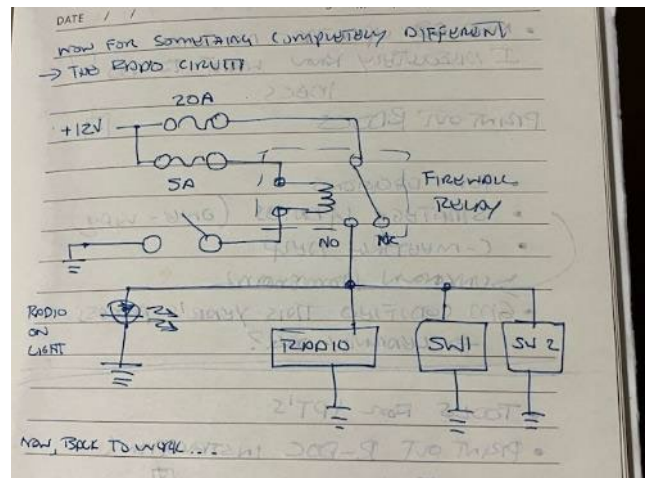
That’s great, but it requires you having the key in the ignition lock to operate it, and I’d kinda like the ability to turn on the radio without having to scrounge the key. Lots of times I use the car radio for tunage in the garage.

There was an obvious solution – last year when I fixed the engine compartment rust issues and moved the battery back to the trunk, I put in an extra relay and fuse block for the fun of it. *Never know when you need an extra, I always say.*

Today was the day.

## The Circuit

I just needed to design the circuit around it. I used the relay to switch on the radio power and whatever else would be attached to it. I had to add a fused circuit for the switch that activates the relay as well as a fuse for the powered equipment. 5A is overkill for the switch (probably will move to 1A once I find a 1A Buss fuse in my pile) and will try 20A initially for the audio system equipment, with the ability to move to 30A with that planned wiring gauge if I need to.



**Initial circuit scribbled down to power all this stuff.**


In the diagram above you might note “SW1” and SW2” – yes, subwoofers – I’m adding some soundage to The Mule.

## Wiring Harness

Before we get to equipment choices, I first had to make the new wiring harness for the power and power control. As usual, I went to my pile of old TR7 wiring harness wire for this, grabbing sensor (think fuel tank sender) wire for the switch and starter solenoid/headlamp wire for the power line. You need a decent gauge for powering those subwoofers, but lighter gauge is okay for the relay switching wire.



As with all my wiring, the connectors are crimped, soldered, and shrink-wrapped. Wiring is nylon-tied together to protect against vibration-induced chafing, and covered with protection if I think it might be in danger of rubbing against metal.

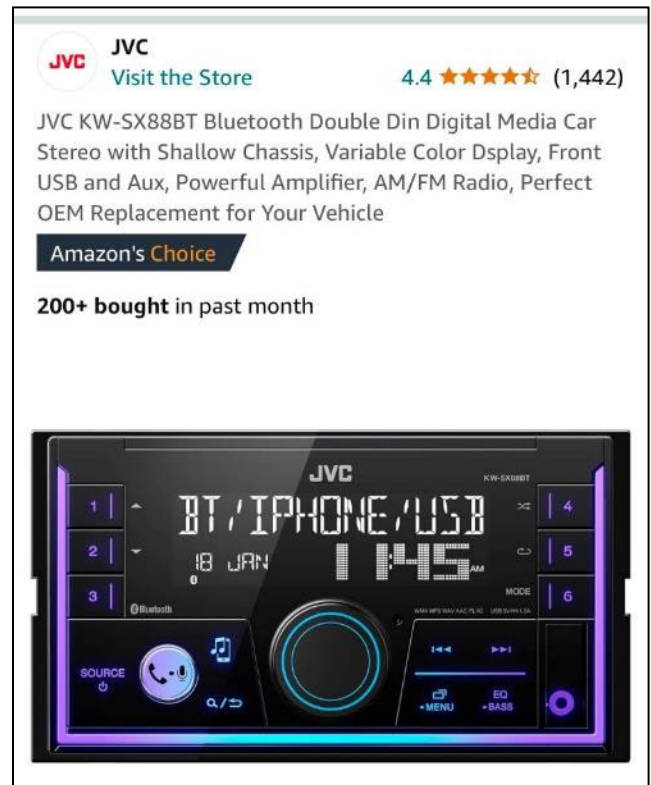


**Finished Relay Wiring**

I made splices as I needed – two wires were added for power to the receiver and subwoofers with all splices soldered and shrink-wrapped, with the lengths long enough to reach intended equipment locations. For the audio power switch, I did a quick estimation on where the switch would go (under the location for the radiator fan manual over-ride switch), added some slack, and put on a Lucar connector. Now let's talk sound gear...

## The Equipment


The goal here is to get the sound, but not to empty wallet. For the new receiver I decided to not require a CD player (eliminates depth needed to mount) as well as to continue the double-DIN size so you can have big letters on the front panel readout. I also wanted it to be as inexpensive as possible with decent purchaser ratings. I settled on a JVC KW-SX88BT unit from Amazon for under \$100 – decent ratings and this even had an AM radio to pick up all those Reds games on WLW.



**Receiver choice**

For subwoofers the key requirement is that they fit under the seats. The TR7 had a depression between the seat rail mounts that seems ideal. Measuring it I determined some 8" speaker units would fit, but 10" speakers would not. Again, applying the "*cheapest that would fit with decent ratings*" paradigm, I found the Boss Audio BAB8 units should fit perfect.

I probably didn't need two, but since I'm a guy, why not? They also come with remote level controls, but I made a choice that for initial installation I would forego those and do the adjustments from the controls on the box – these are reachable with the installation I was planning.



**Subwoofers chosen**

## Subwoofer Installation

The goal was to put these under the seats, and secure them as far forward as possible using male Velcro (yes, actual Velcro) strips. Wiring would have to be run in the open, but would hug the trannie tunnel to keep away from feet and adjusting seats.

Speaking of seats, the first thing to do was to remove the seats, and while I was at it, I took out the center console holding the old radio as well as the shift console and storage box between the seats – all that came out to give room to work.

Next thing was to trial fit the subwoofers. They fit perfectly. Now to finish the wiring harness between the subwoofers, the car, and the receiver. To do this I had to add a few things:

- RCA cables – needed stereo RCA cables from each subwoofer to the receiver – used 6' cables which meant that I'd have some slack.

- RCA splitter – since we had two subwoofers, each with a stereo pair of RCA cables, but only one pair of RCA plugs on the back of the receiver, I had to use splitters with male connectors on the receiver side, and female connectors on the subwoofer-connection side.
- Ground wires – I had to make short grounding wires for the subwoofers that screwed to the body just forward of the subwoofer. I did cut a small hole in the carper on each side to facilitate a good ground, but no big loss if you've seen this carpet...

With all wiring, cut to length, tie off bundles, cover with a wrap if needed, and crimp/solder/shrink-wrap all connectors.



**Passenger side subwoofer in the midst of being wired-up.**

Once I was happy with the wiring, I put on the Velcro strips and had the subwoofers in place. Now for the receiver.

## Receiver Installation

I was hoping I could reuse the center console piece the old receiver was mounted in. Cleaned off all the hot-glue (yes, I hot-glued it in since I knew I might be replacing it down the road) but found out that I needed a smaller opening for the new JVC than the old Boss unit. Rather than trying to mod the old console, I picked up another on ebay on the cheap and modified it to fit the JVC.



Since the included brackets would in no way work to attach the receiver to the console, I decided to not use hot-glue this time, but to make brackets out of fiberglass cloth and Gorilla Glue to hold it into place (better work – lol). It worked, at least so good so far. I also cut the USB power port and switch holes in the console.



**New receiver secured into the center console.**

I then went into the car and soldered in the wiring for the receiver plug, connecting the power and speaker wires as well as remote signal wires to turn on the subwoofers. This was kinda fun since the space to do this was not the best since it had to be done in the car. Again – solder and shrink-wrap, solder and shrink-wrap.

Okay – subwoofers in, wiring in place, receiver in console – time to put this all together.

### **Final Install**

Now came the fun part – getting this all back in place while ensuring the heater controls work, no wiring is rubbing, and dealing with the slack wiring when the console is pushed in. This took about 20 minutes of slowly moving wires, looking at where the wires were, and trying again. During this I forgot to cut away some of the new console's plastic where it meets the dash – a relic of the accident this car had been in way earlier. I mumbled some words as I got the sheers out to cut the plastic, cut the plastic, then it actually fit into the dash. Remarkable...

Now crossed my fingers and powered it all up. It worked, and I found out how loud the subs were as my guess of settings. Turned them down a bit!



**Power on – let there be noise!**



**All back together!**

Okay – 2024 has met 1980 – we'll see how this turns out over next summer...

## **Cars of MVT**

*Bruce Clough*

Since nobody submitted an article this month I went back to my old stock of pictures, again – here is a shot of a TR7 I parted out in about the 2002-time frame:





1979 DHC, looks good, doesn't it? Bruce, why did you part this one out? Simple, trailing arm mounting points rusted out along with floors, and front strut towers gone-gone. Engine? Toast. The club came over and we had a big pick-and-pull. Many of the parts on this went on Freebie that I picked up later, and a few went on Inca that day.

## MVT Memorabilia

The Club has the following fantastic, wonderful memorabilia for sale. Show your colors in public, on your car, or on you! If you see something you like, talk to Harry Mague! Look at all we have on the next page:



**MVT Enamel Car Badge - \$30.00 – believe these are now gone!**



**MVT Cloth Patch - \$12.00**



**MVT Pin - \$5.00**



**MVT Window Sticker - \$1.00**



**MVT Magnetic Signs – these can be easily cut so they are round. They are 12"x12", 11" in diameter if cut round. - \$12**



**They look very spiffy on a TR7...**

All the memorabilia is available at each Club meeting upon request. Please contact our MVT Memorabilia Manger, Harry Mague [harrymague@aol.com](mailto:harrymague@aol.com)

## Classifieds

*Classified ads are free to MVT members and run month to month. We do not endorse anything in here, nor do we get any compensation in fees or royalties. As with the rest of life "buyer beware". In addition, we run these until someone tells us not to, so things might be already sold, but then again, life is an adventure!*



**For Sale** -Triumph TR6 Hardtop - Aftermarket Snugtop from Long Beach California-Black, factory mint condition inside and out (headliner, glass, weatherstripping, etc.) Ready to bolt on and go. Mounting bolts included. NICE HARDTOP (I do not own a TR6) - \$150 Inquire at [tryanity@gmail.com](mailto:tryanity@gmail.com).

**For Sale:** Triumph TR3 original steel hardtop for sale \$300. Inquire [tryanity@gmail.com](mailto:tryanity@gmail.com)

**For Sale:** Complete engine tranny, diff for TR6. Call Giuseppe 818-269-3240 or go to BTM.

**Wanted – TR6.** Ben Helm is looking for a TR6. Feel free to contact him at 859-391-7395 and/or [mayraben@zoomtown.com](mailto:mayraben@zoomtown.com).

## Last Thought

Meet John Patterson. He is credited with buying the 1st tool, a flathead screwdriver, from the very 1st Snap-On truck in 1920



At the time of his passing in 2003, he only had 6 more payments of \$4.25 before he finally owned the tool



**Purposed Budget 2025 Miami Valley Triumphs**

**Expenses**

<b><u>Description</u></b>	<b><u>Month</u></b>	<b><u>2022</u></b>	<b><u>2023</u></b>	<b><u>2024P</u></b>	<b><u>2024A</u></b>	<b><u>2025P</u></b>
Awards Banquet	March	\$1120.00	\$850.00	\$1000.00	\$1056.00	\$1000.00
Year End Awards	March	\$504.00	\$355.00	\$400.00	\$295.00	\$400.00
Club Liability Insurance	August	\$250.00	\$250.00	\$250.00	\$315.00	\$250.00
Summer Party	August	\$290.00	\$325.00	\$350.00	\$250.00	\$350.00
Web Hosting	July	\$235.00	\$340.00	\$350.00	\$300.00	\$350.00
Post Office Box	August	\$182.00	\$194.00	\$200.00	\$200.00	\$200.00
Donations	Yearly	\$0.00	\$150.00	\$100.00	\$150.00	\$100.00
Christmas Party	December	\$195.00	\$160.00	\$250.00	\$230.00	\$250.00
Misc Expense**	Yearly	<u>\$300.00</u>	<u>\$545.00</u>	<u>\$300.00</u>	<u>\$45.00</u>	<u>\$300.00</u>
Summary		<b>\$3076.00</b>	<b>\$3169.00</b>	<b>\$3200.00</b>	<b>\$2840.00</b>	<b>\$3200.00</b>

**Income**

Membership Dues	Yearly	\$1200.00	\$1030.00	\$1150.00	\$1175.00	\$1200.00
BCD Final Payout	October	\$1000.00	\$1500.00	\$1500.00	\$1800.00	\$1500.00
50/50	Yearly	\$157.00	\$185.00	\$150.00	\$200.00	\$175.00
Brown Bag Receipt	January	\$186.00	\$207.00	\$200.00	\$138.00	\$150.00
Misc Income*	Yearly	<u>\$187.00</u>	<u>\$2865.00</u>	<u>\$200.00</u>	<u>\$335.00</u>	<u>\$200.00</u>
Summary		<b>\$2730.00</b>	<b>\$5787.00</b>	<b>\$3200.00</b>	<b>\$3648.00</b>	<b>\$3200.00</b>

**Annual Club Financial Status**

<b><u>Year</u></b>	<b><u>January 1<sup>st</sup></u></b>	<b><u>December 31<sup>st</sup></u></b>
2022	\$4105.21	\$3754.63 (\$350.58)
2023	\$3754.63	\$6397.09 (\$2642.46)***
2224	\$6397.09	\$7233.15 (\$836.06)

\*Misc Income includes Memorabilia, extra BCD Shirts, Donations. Advanced Dues and other misc income.

\*\*Misc Expenses over the year includes new members Name Tags, prepaying new year functions, and other unforecasted expenditures.

\*\*\*The largest Misc income is the final payout for TRA2023.